

Fire Department

MONTHLY REPORT

May 2022



IN THIS SECTION:

- + Run Statistics
- + Public Relation Details
- + Training Subjects
- + Inspections
- + General Activities

This monthly report period is thru April 30th. Below you will find specific items that the fire department does each and every day. We take pride in providing an outstanding service to our community.

Run Statistics

Incidents are categorized by either a fire incident or EMS incident. Below you will see the incident totals thru April 30th. You will also see the comparison of incidents from this year and the mutual aid received and given.

Incidents thru April 30

Type	Total
Fire	312
EMS	938
Total	1250

Same time last year

Type	Total
Fire	280
EMS	775
Total	1055

Mutual Aid

Type	Total
Given	54
Received	35
Total	89

Mutual Aid same time last year

Type	Total
Given	88
Received	26
Total	114

We continued to see call volume increasing as restrictions are continuing to have less and less impact on department operations. This number was **195** calls ahead of last years.

Our daily call average for the month of April is over 10 calls per day.

We continue seeing a major increase in back to back calls. We will continue tracking this in 2022 in our efforts to remain proactive to changes in our community.

As we completed the month, we continue our efforts to meet calls for service. We look forward to working with our neighboring departments as we partner together to meet the needs of our communities. Mutual Aid continues to be a cost-effective means for all area fire departments to deal with surges in requests for service. You will note an increase in the number of calls we are using mutual aid. We all try to maintain resources capable of meeting our average needs. However, we all need to have in place a plan to address unexpected requests.

Public Relations

We continue working to return to a more active interaction with the community. We will continue to take precautions but will look at resuming additional activities in coming months.

Training

Every day we have training scheduled. These trainings are predetermined by the training division. We have day shift training and night shift training therefore every member receives appropriate training hours throughout the year. This also helps to keep our ISO rating favorable. Training has returned to hands on operations. As we work to return to more normal operations, we have begun to get crews back to hands on operations.

Trainings this month included: Aerial Operations, Burn Injuries, Boat Operations, Pediatric Emergencies, Search and Rescue Operations.

We are working on creating training props at the old building on Tylersville.

Training Topic	Discipline	CEU's Earned	Personnel Trained	Total Hours	Day/Night
Swift Water Tech Class	Fire	28	1	28	Day
Boat Ops - Launching/trailerin	Fire	1.5	38	57	Day
Search and Rescue	Fire	2	33	66	Day
Aerial Ops	Fire	1.5	4	6	Day
Leadership and Ethics	Fire	7.75	2	15.5	Day
Live Burn	Fire	8	1	8	Day
Trauma	EMS	2	18	36	Day

Fire Prevention

14 Business fire inspections completed
1 Home fire inspections for adoption completed
4 business final plan reviews completed
1 Public Education detail completed
1 Food Truck Fire Inspection Completed
3 meetings with Township businesses to discuss ongoing issues with Fire Code violations



Currently working on FTFD's Fire Safety House and making some much needed repairs and updates to that unit.

Working with A/C Schumann and Chief Thomas on updating and purchasing some Fire Prevention and Public Education materials for Events we attend

Continued effort being made on updating Knox Box keys and emergency contact information for Twp. Businesses as well as making sure all FDC's are labeled with the correct address.



General Department Information

One thing we are seeing is the increase in simultaneous calls. This is when we are operating at two different calls at the same time. We are constantly watching these types of calls. When we have two calls, we often are being forced to rely on the use of mutual aid should an additional call come in.

We continue to see part time members leaving or taking leave while they complete their probationary periods at new positions. We continue to seek additional part time applicants. Many of these applicants are now coming from the high school program. They have little experience and we take extra time and care when adding them to our daily staff.

We are waiting on a response from FEMA on our SAFER Application.

We continue working with the Township Administration to look for solutions to staffing concerns. We continue to seek out candidates to hire for part time positions.

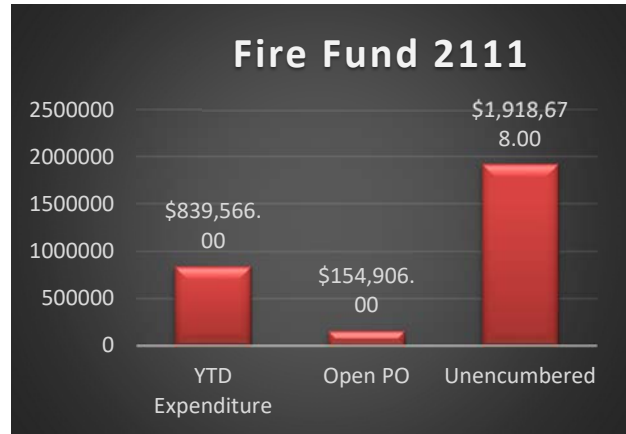
The Service Department worked to improve our drainage in the front of Station 211.



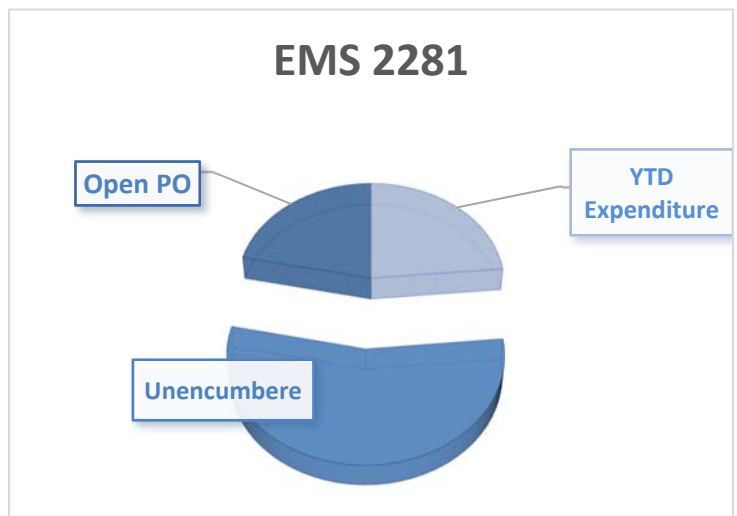
Station 212 Celebrates 3 years of operations

Financial Information

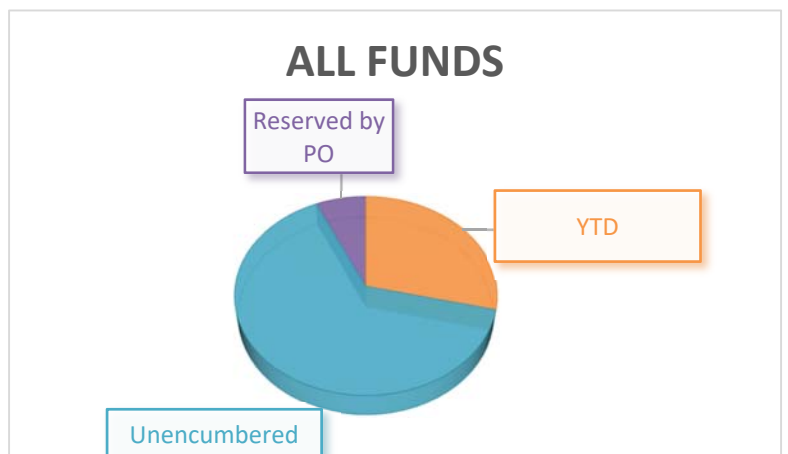
Fire Fund	
Appropriated	\$ 2,913,000.00
YTD Expenditures	\$ 839,566.24
Unencumbered	\$ 1,918,678.67
Reserved by PO	\$ 154,906.90



EMS 2281	
Appropriated	\$ 675,000.00
YTD Expenditures	\$ 162,342.45
Unencumbered	\$ 378,852.97
Reserved by PO	\$ 133,804.58



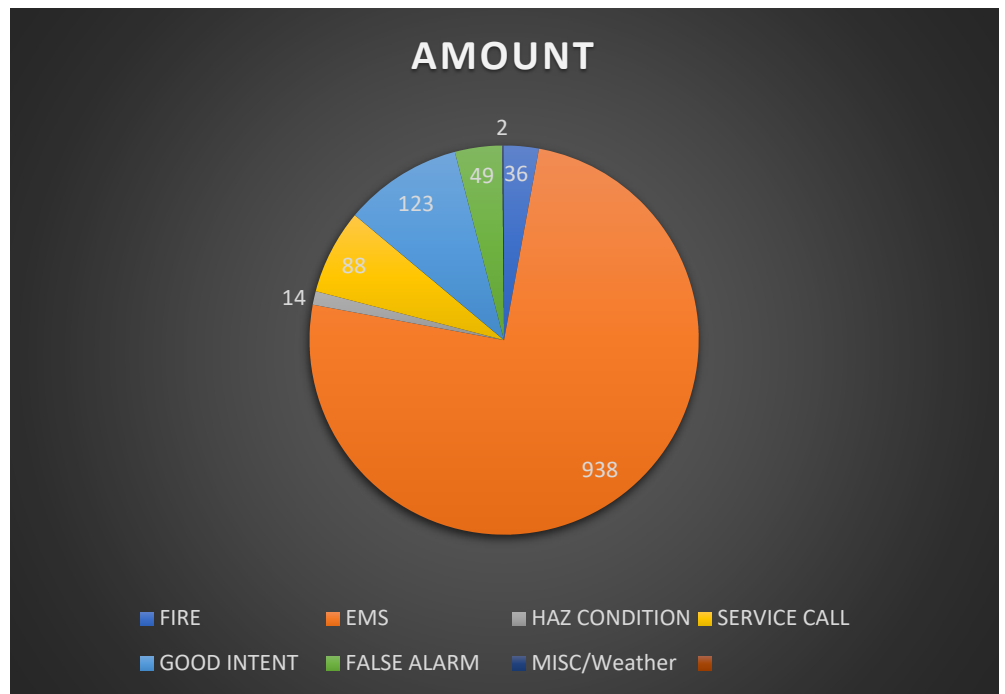
Total Funds	
Appropriated	\$ 4,334,000.00
YTD Expenditures	\$ 1,247,908.69
Unencumbered	\$ 2,797,531.64
Reserved by PO	\$ 288,711.48



Incident Statistics

Below are the year-to-date run statistics as of May 1st. The types of calls are generalized. For instance, fire incidents include everything but not limited to building fires, cooking fires, fuel burner issues, vehicle fires and brush/grass fires.

TYPE	AMOUNT
FIRE	36
EMS	938
HAZ CONDITION	14
SERVICE CALL	88
GOOD INTENT	123
FALSE ALARM	49
MISC/Weather	2



COVID – 19

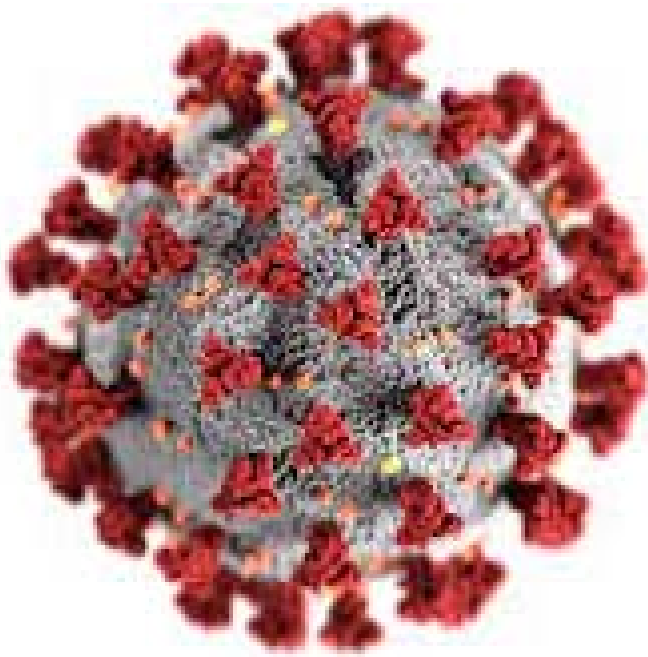
The Medical Director continues to recommend that our staff wear surgical masks for patient contact. For suspected COVID-19 patients he is recommending an N-95 mask be worn.

Reported cases and issues continue to decline.

The Butler County Health Department continues to offer vaccinations to ages 5 and up at various sites.

As the number of cases continues to decline the State and County recommendations continue to ease. We are continuing our disinfection practices and will continue to use our UV equipment to maintain a healthier environment for our patients and staff members.

We continue to keep track of current information on the new variants and what changes to our operations are needed to combat the variants.



Monthly Maintenance Cost Report

Unit	Assigned	Fuel	Maintenance
Medic 212	Station 212	\$1054.97	
Engine 211	Station 211	\$683.35	\$549.23
Engine 212	Station 212	\$810.99	
Chief 211	Station 211	\$215.41	
Quint 211	Station 211	\$75.86	
Inspector 211	Station 211	\$39.14	
Medic 211	Station 211	\$1150.43	
Chief 210	Station 211	\$284.20	\$129.96
Captain 210	Station 211	\$56.95	
Utility 212	Station 211	\$65.73	
Utility 211	Station 211		
Boat 211	Station 211		
Engine 213	Station 212		
Medic 213	Station 212		
Utility 213	Station 212		
Safety Trailer	Station 212		
Total		\$4437.03	\$679.19

